









Cat.: [1/8 Pis F1] Finale B Run: 1

RISULTATI

Pos.	Num	Concorrente	Giri	Tempo Totale	Giro Migliore
1	1	26 Croveri Davide 	98	0:30:16.824	0:16.677
2	3	37 Boasso Renato 	88	0:30:08.440	0:17.125
3	4	34 Bogliolo Guido 	76	0:27:31.691	0:17.428
4	2	28 Grandini Emanuele 	48	0:17:46.528	0:14.485
5	5	32 Pirozzo Francesco 	20	0:10:37.730	0:21.803
6	6	44 Margaria Matteo 	-		

Giro più veloce: Grandini Emanuele in 0:14.485

Cronologico Tempi

n. Giro	Pilota 1	Pilota 2	Pilota 3	Pilota 4	Pilota 5	Pilota 6	Pilota 7	Pilota 8	Pilota 9	Pilota 10
1	17.301	20.119	23.605	28.352	45.463					
2	21.171	22.744	21.482	20.250	22.954					
3	19.740	18.628	18.755	20.586	22.947					
4	18.817	24.619	18.465	20.281	1:01.763					
5	18.148	18.993	20.668	33.705	26.736					
6	20.670	18.611	18.950	23.047	54.038					
7	18.795	20.103	18.106	18.951	25.544					
8	18.931	17.549	17.968	18.107	54.577					
9	18.115	19.031	17.532	18.660	22.868					
10	17.709	18.347	48.686	21.054	21.803 !					
11	17.849	18.773	19.050	19.528	22.486					
12	21.858	17.611	18.696	19.300	24.229					
13	17.917	21.805	19.923	22.342	28.641					
14	18.169	17.953	28.708	19.674	22.108					
15	17.457	27.178	18.346	40.165	22.504					
16	17.721	45.874	17.987	19.067	22.250					
17	28.086	26.792	19.040	18.372	30.438					
18	17.434	22.401	17.733	19.175	37.490					
19	17.722	25.907	19.282	18.305	31.928					
20	18.791	26.067	18.030	23.696	36.963					
21	18.880	57.622	17.914	19.224						
22	18.402	17.984	17.845	18.778						
23	18.711	18.184	18.318	21.337						
24	19.841	18.219	17.498	18.900						
25	18.530	18.455	18.171	18.302						
26	17.336	18.095	17.640	19.769						
27	17.551	17.535	18.443	18.512						
28	19.002	17.452	18.772	24.723						
29	19.162	17.629	27.933	19.522						
30	17.771	17.233	18.010	34.509						
31	17.606	17.422	18.268	18.746						
32	18.245	19.620	18.495	19.317						
33	31.017	24.512	17.633	18.214						
34	18.054	23.062	17.576	19.054						
35	17.504	23.110	17.565	19.983						
36	18.390	1:10.692	17.554	19.134						
37	18.416	23.134	17.896	18.491						
38	17.698	18.476	18.151	20.481						
39	18.036	18.900	17.812	19.159						
40	17.665	17.647	17.760	22.667						
41	17.704	17.599	18.142	19.867						
42	17.268	18.292	17.629	18.375						
43	17.383	18.480	18.729	21.872						
44	17.890	17.538	18.887	20.338						
45	17.394	17.647	26.713	32.621						
46	18.037	19.114	18.630	17.550						
47	18.022	19.285	17.948	17.428 !						

Race director: _____

Cronologico Tempi

n. Giro	Pilota 1	Pilota 2	Pilota 3	Pilota 4	Pilota 5	Pilota 6	Pilota 7	Pilota 8	Pilota 9	Pilota 10
48	17.617	14.485 !	18.134	18.132						
49	17.746		18.012	18.113						
50	29.242		17.384	18.291						
51	17.659		17.271	18.113						
52	17.496		17.596	18.048						
53	17.921		17.314	19.350						
54	17.340		19.099	18.225						
55	17.972		17.890	18.586						
55	18.097		17.977	19.732						
57	17.680		17.317	26.751						
58	17.561		17.125 !	21.465						
59	17.407		17.527	21.871						
60	17.100		25.713	33.285						
61	27.373		17.519	18.366						
62	17.096		18.120	18.863						
63	16.951		17.364	19.608						
64	17.013		17.990	18.882						
65	17.024		17.478	18.140						
66	17.967		18.645	18.241						
67	27.695		17.355	18.053						
68	17.045		17.746	17.937						
69	17.396		17.933	18.141						
70	17.261		17.531	18.367						
71	17.526		17.676	19.482						
72	17.832		17.567	19.712						
73	17.394		17.696	18.223						
74	17.287		18.806	19.982						
75	18.173		26.881	59.053						
75	17.272		17.410	1:01.189						
77	17.115		17.568							
78	16.891		17.801							
79	17.892		17.684							
80	17.381		17.808							
81	17.207		17.666							
82	17.143		1:51.696							
83	17.403		25.421							
84	30.729		24.704							
85	17.421		24.598							
86	17.123		24.460							
87	17.229		24.612							
88	17.918		25.402							
89	17.466									
90	17.809									
91	16.924									
92	17.207									
93	17.274									
94	17.394									
95	17.462									
95	17.244									
97	16.677 !									
98	16.856									

Race director: _____