







# Summer Race

Mini autodromo Cuneo

Cat.: [1/8 Pis F1] Finale B Run: 2

RISULTATI

Pos.	Num	Concorrente	Giri	Tempo Totale	Giro Migliore
1	1	68 <b>Giumelli Pieraldo</b> 	95	0:30:18.897	0:17.273
2	3	32 <b>Pirozzo Francesco</b> 	71	0:30:20.775	0:19.572
3	2	33 <b>Dessi Ivo</b> 	68	0:29:46.821	0:17.564
4	4	34 <b>Bogliolo Guido</b> 	65	0:30:03.132	0:18.372

Giro più veloce: Giumelli Pieraldo in 0:17.273

## Cronologico Tempi

n. Giro	Pilota 1	Pilota 2	Pilota 3	Pilota 4	Pilota 5	Pilota 6	Pilota 7	Pilota 8	Pilota 9	Pilota 10
1	17.438	16.611	21.647	22.868						
2	19.028	19.737	22.609	19.805						
3	19.022	21.924	20.708	19.402						
4	18.062	18.685	22.154	19.523						
5	18.150	18.258	22.228	19.210						
6	17.732	18.218	22.144	21.493						
7	18.265	18.636	23.587	18.450						
8	18.091	18.158	21.768	19.093						
9	18.165	17.866	20.928	18.671						
10	18.029	19.448	25.791	19.664						
11	18.431	18.446	19.711	19.947						
12	18.043	18.189	24.357	19.224						
13	17.585	19.254	21.544	19.101						
14	18.079	29.902	23.829	18.888						
15	18.648	19.959	33.806	19.188						
16	31.423	1:01.982	20.131	19.242						
17	18.100	19.288	21.362	33.189						
18	17.598	18.027	1:17.441	18.925						
19	18.036	20.262	22.785	19.933						
20	18.142	18.015	20.689	22.405						
21	17.650	18.878	21.426	21.363						
22	17.899	18.470	23.883	23.841						
23	18.460	19.483	21.462	23.118						
24	18.533	19.548	22.637	22.824						
25	18.118	18.038	23.084	24.618						
26	18.058	18.845	40.978	5:54.241						
27	18.092	19.069	21.375	20.562						
28	18.316	17.959	22.931	20.305						
29	18.160	18.234	26.735	19.324						
30	17.740	30.282	22.741	29.796						
31	29.584	20.202	24.444	19.164						
32	17.656	19.865	26.236	20.954						
33	17.593	20.832	33.989	19.397						
34	17.417	18.155	23.991	19.357						
35	17.702	18.253	23.494	21.194						
36	17.273 !	17.627	34.794	19.271						
37	17.747	17.564 !	24.060	18.865						
38	17.379	19.118	30.461	19.086						
39	18.420	20.259	22.235	20.456						
40	18.094	18.411	21.130	18.434						
41	17.805	18.497	20.640	20.095						
42	18.085	34.044	19.572 !	38.714						
43	18.401	22.058	30.787	19.493						
44	17.717	30.781	21.273	19.139						
45	30.846	20.323	30.088	18.971						
46	17.660	19.731	36.260	21.723						
47	20.020	18.817	20.082	21.570						
48	18.452	18.369	21.435	19.488						
49	23.417	20.449	29.250	19.666						
50	17.888	20.412	23.182	19.596						

Race director: \_\_\_\_\_

### Cronologico Tempi

n. Giro	Pilota 1	Pilota 2	Pilota 3	Pilota 4	Pilota 5	Pilota 6	Pilota 7	Pilota 8	Pilota 9	Pilota 10
51	18.365	19.950	24.577	19.375						
52	17.909	21.058	22.479	19.350						
53	18.422	19.105	20.687	19.603						
54	17.675	18.425	28.072	18.597						
55	17.797	19.968	24.610	18.750						
56	18.032	26.099	48.824	<b>18.372 !</b>						
57	17.607	20.992	28.239	1:13.972						
58	17.703	38.932	24.943	19.120						
59	17.913	33.419	23.380	18.649						
60	30.555	5:53.429	22.279	18.985						
61	17.654	19.830	21.595	18.554						
62	17.638	30.688	23.004	1:37.994						
63	17.901	22.389	22.999	19.064						
64	17.933	19.613	40.442	19.479						
65	17.933	20.511	20.665	20.422						
66	19.030	19.964	23.070							
67	17.712	21.132	26.752							
68	17.748	17.879	25.700							
69	18.134		20.827							
70	19.919		22.902							
71	18.554		30.855							
72	32.972									
73	19.842									
74	17.870									
75	18.537									
76	18.362									
77	18.157									
78	17.941									
79	17.769									
80	18.761									
81	18.011									
82	18.062									
83	19.038									
84	30.551									
85	18.251									
86	17.762									
87	18.308									
88	18.134									
89	18.409									
90	17.951									
91	17.758									
92	26.122									
93	18.518									
94	19.980									
95	23.448									

Race director: \_\_\_\_\_